


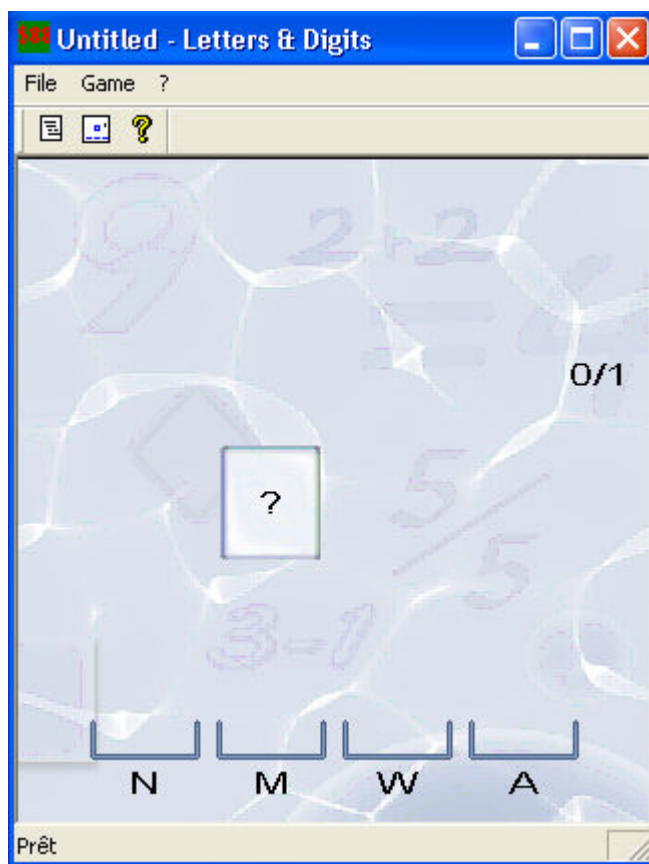
Learning letters and digits

Presentation

This software is intended to the children at the higher level of the nursery school, while they start learning alphabet. It associates sounds and texts to make the learning more efficient. It can be adapted to the child level and knowledge: At the beginning a child can play with few letters and progressively add some new.

This software is available for many Latin languages.

It can also be customized to your voice and even to new languages.




Topics

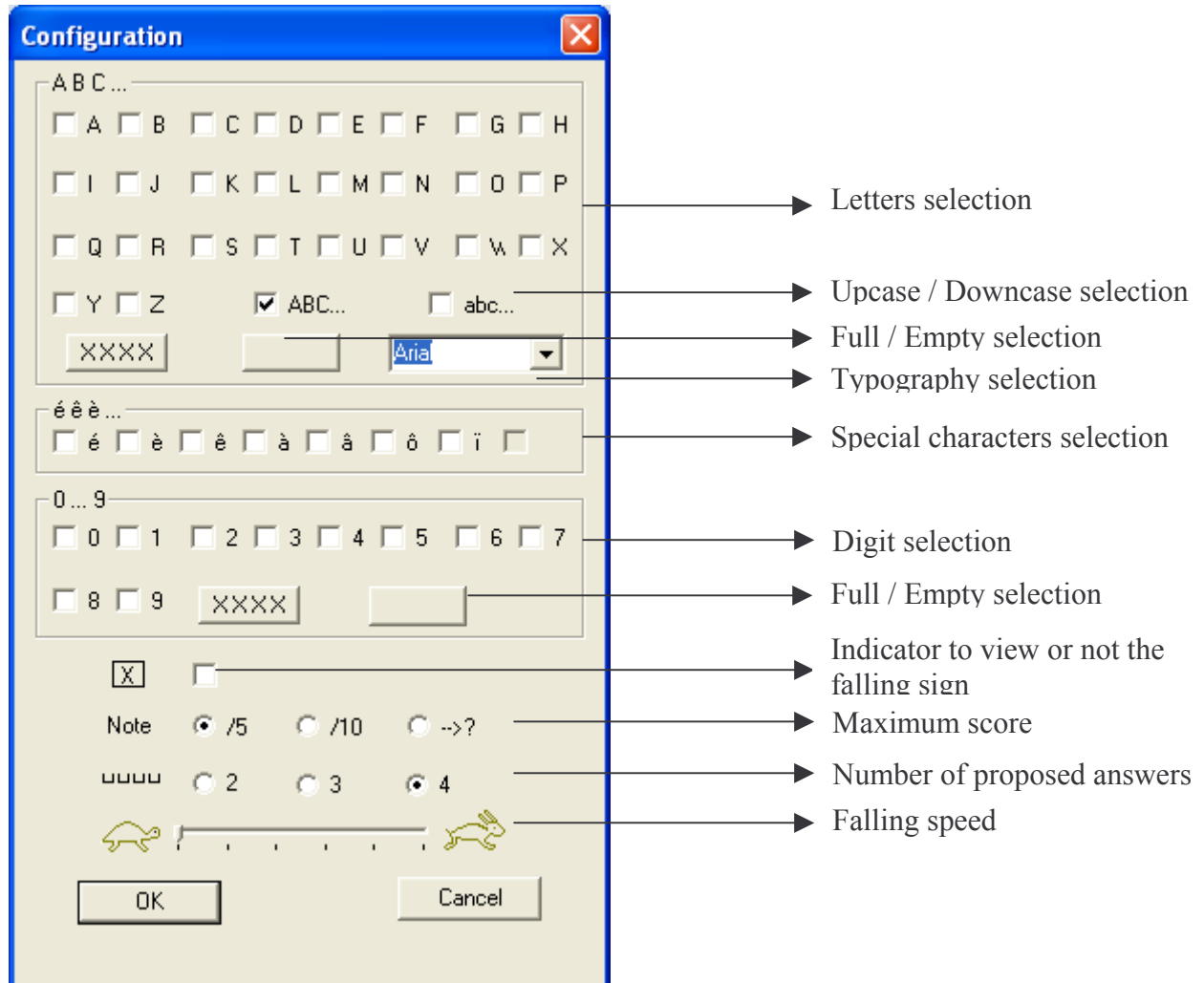
The following topics are available in the software:

- **Configuration**
In this panel the child can select the signs, letters or digits that he wants to play and work with.
- **Game**
The game consists in recognizing a randomly selected sign and to put it in the right column before it arrives at the bottom.

The **game adaptation to a new voice or a new language** is described at the end of this manual.

Configuration

The configuration is available via the menu item: Game→Configure or via the icon . It allows configuring the game module.



Letters, digits and special characters selection

This allows the child selecting the signs he wants to play with.

Typography selection

This choice allows selecting either print style or script style.
NB: Lower cases for script style are not totally academic.

Indicator to view the falling sign

This indicator allows making the game easier for younger children. In addition to hearing the name of the falling sign they also view it. Thus the game consists in a kind of simple shape recognition.

Number of proposed answers

This parameter influences the number of answers that are proposed for each question. The greater this number the more difficult the game.

Maximum score and speed selection

The maximum score value has an influence on the number of questions that will be submitted to the child.

It can be either:


- /5, the maximum score is 5
- /10, the maximum score is 10
- /? , unlimited.

This last mode is a challenge mode in which questions are submitted as long as the child answers correctly. The score is thus no more limited.

The falling speed can also be tuned, in order to let more or less time to recognize the sign before it reaches the bottom.

Note: In challenge mode, the speed automatically increases by one step every 5 problems.

Game

This activity is started via the menu item Game→Play or via the icon . It is available as long as at least one letter or digit has been selected in the configuration module.

According to this selection, the software randomly selects a letter or a digit. It also proposes up to four solutions with at least a right one. The selected sign is said

The game purpose is to determine the right solution and to put the problem in the associated column before it has fallen on the bottom.

The column selection can be done either via the keyboard or the mouse.



ACTION	KEY	MOUSE
Left movement	←	Click in the column
Right movement	→	Click in the column
Fall anticipation	↓	Double click in the column

When the fall is terminated a jingle indicates if the selected solution is a good one or not. In addition the good solutions are highlighted by a green frame and the wrong ones by a red frame.

In case of good solution, the score is incremented by one.

The game is over when the maximum number of problems has been submitted or at the first error in the challenge mode.

Anytime it is possible to

- return to the configuration module, via the icon .
- restart the game via the icon .

Game adaptation to a new voice or a new language

As the software starts, in the current directory it looks for a sub directory named "Sounds". In this directory if the following sound files exist, they are loaded and replace the default corresponding letters and digits sounds:

- a.wav
- b.wav
- ...
- z.wav

- 0.wav
- 1.wav
- ...
- 9.wav

- é.wav
- è.wav
- ê.wav
- ...

This feature allows adapting the game to a familiar voice or to a new Latin language.

A Windows tool allows easily creating wav files via the Recorder:
start→Program files→Accessories→Entertainment→Recorder

-- Enjoy ! \$88 --

P.S. In trial version, some letters and digits are grayed and cannot be selected.